

victoria ⊕ albert®

victoria ⊕ albert

# WHAT IS QUARRYCAST™ ?

---

Our specially developed QUARRYCAST™ material is made from a unique blend of Volcanic Limestone™ and high-performance resins.

Volcanic Limestone™ is Victoria + Albert's name for the very special white rock that is perfect for making baths and basins. It is formed when the elemental forces associated with liquid magma act upon surrounding soft, chalky limestone.

The immense heat and pressure from the magma transforms the neighbouring rock into a new material made up of incredibly hard strands. We blend milled Volcanic Limestone™ rock with high quality resins to bind these strands into a complex 3D matrix. The finished result is QUARRYCAST™ - a world class stone composite that delivers unrivalled strength, durability and beauty.



# BENEFITS OF QUARRYCAST™ ?

---



**Easy to clean:**

The naturally smooth surface is easy to wipe clean.



**Warm:**

Warm to the touch with high insulating properties, keeping your bath water warmer for longer.



**Scratch and stain resistant:**

The naturally white, glossy surface is incredibly durable, and resistant to hair dyes and bath oils.



**Strong:**

QUARRYCAST™ is solid all the way through - more than twice as hard as acrylic with no creaking or flexing.



**Lightweight:**

Surprisingly lightweight, the average weight of our baths is just 72kg.



**UV Stable:**

Baths and basins can be installed outdoors without compromising the material strength or colour.



**Guaranteed:**

25-year consumer guarantee\*

\*Terms & Conditions apply.

## VESSEL BASINS

---

### EDGE VESSEL BASIN

450(L) X 322(W) X 110(H)  
NTH / NO OVERFLOW  
QUARRRYCAST  
GLOSS WHITE:  
51914.10



### NAPOLI VESSEL BASIN

570(L) X 345(W) X 160(H)  
NTH / NO OVERFLOW  
QUARRRYCAST  
GLOSS WHITE:  
51917.10



### BARCELONA 550 VESSEL BASIN

550(L) X 325(W) X 140(H)  
NTH / WITH OVERFLOW  
QUARRRYCAST  
GLOSS WHITE:  
51912.10  
MATT WHITE:  
51912.MWH



Barcelona Vessel Basin

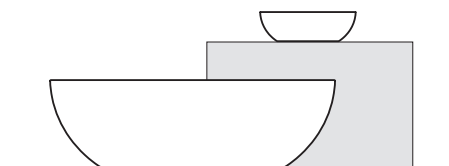
## NATURALLY SUPERIOR

Victoria + Albert is a British brand with a worldwide reputation for creating beautiful freestanding baths and basins using Quarrycast®, a blend of natural Volcanic Limestone™ and high performance resins. The result is a naturally white and incredibly strong easy clean finish that is guaranteed for 25 Years\*.



## MATCH YOUR BASIN WITH YOUR BATH...

The Barcelona vessel basin can be paired with the Barcelona bath.





## FREESTANDING QUARRYCAST® BATHS



victoria ⊕ albert®

### **VOLCANIC LIMESTONE. A SUPERIOR LONG-LASTING ALTERNATIVE TO CAST IRON AND ACRYLIC**


A naturally superior bath: It may sound obvious, but not all baths are created equal. British brand Victoria + Albert are passionate about their unique Quarrycast® material, made from a finely ground volcanic limestone and resin mix.

Volcanic Limestone™ is Victoria + Albert's name for the very special white rock that is perfect for making baths and basins.

This is formed when the elemental forces associated with liquid magma act upon surrounding soft, chalky limestone.

The immense heat and pressure from the magma transforms the neighbouring rock into a new material made up of incredibly hard strands.

Victoria + Albert blends milled Volcanic Limestone™ with high quality resins to bind these strands into a complex 3D matrix. The finished result is Quarrycast® - a world-class composite with an exceptional strength-to-weight ratio.




---

## ADDING A SOFT TOUCH WITH NEW MATT WHITE FINISH

Victoria + Albert has recently revealed a softer side to selected baths and basins in their Quarrycast® collection with the inclusion of a Matt White finish. The new sophisticated finish is luxuriously soft to touch, easy to clean and less prone to smudges and marks from fingerprints.

Matt White Quarrycast has been initially released in the Vetralla II and Barcelona 1700mm bath and Barcelona 550mm basin.



\*All guarantees are subject to terms and conditions and available at:  
[robertson.co.nz/warranties](https://robertson.co.nz/warranties)

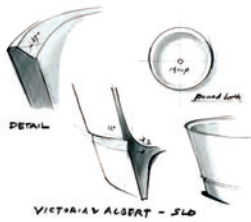


# FREESTANDING QUARRYCAST® BATHS

## TAIZU COMING FULL CIRCLE

Taizu is Victoria + Albert's first collaboration with renowned Hong Kong based designer Steve Leung, who is known for using Asian influences in his designs.

The opulent circular bath has been inspired by the fine porcelain designs of the Song Dynasty. The gently sloping sides are softened by a chamfered edge and sculpted detail at the base. With a diameter of 1500mm and cast in Victoria + Alberts signature Quarrycast™ material, Taizu is a spa-style centrepiece that is at home in the most luxurious bathrooms.



**Note:** Contact us for availability.

## TAIZU BATH

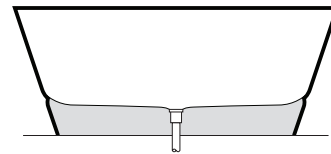
1500(L) X 1500(W) X 600(H)  
GLOSS WHITE QUARRYCAST.  
5202710



“

Bathing is a relaxing experience, reinvigorating the body and mind. Daily life is increasingly intense; this moment of tranquillity is a precious indulgence. I wanted to create an iconic bath that draws a connection between East and West, referencing the past with a view to the future.”

Steve Leung



Void space for waste plumbing





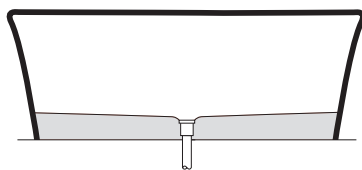


## WARNDON

With its classically ribbed rim, the Warndon bath's form adopts the detailing originally found in classic stonework and embodies a rich history suitable for a range of interiors. Following the traditional design rules of strict symmetry, this double-ended freestanding bath makes a perfect visual centrepiece for balance in the bathroom. The design falls gracefully to the floor allowing all waste pipe work to be hidden, maintaining a sleek bathroom finish.

## WARNDON BATH

1702(L) X 801(W) X 598(H)  
GLOSS WHITE QUARRYCAST:  
**52092.10**



Void space for  
waste plumbing

**Note:** Contact us for availability.

\*All guarantees are subject to terms  
and conditions and available at:  
[robertson.co.nz/warranties](https://robertson.co.nz/warranties)



# FREESTANDING QUARRYCAST® BATHS

---

## CHESHIRE

The timeless classic - a deep Victorian double ended roll top bath of generous proportions featuring fabulous Ball and Claw feet.

## CHESHIRE BATH

1750(L) X 800(W) X 660(H)  
GLOSS WHITE QUARRYCAST:  
52023.10

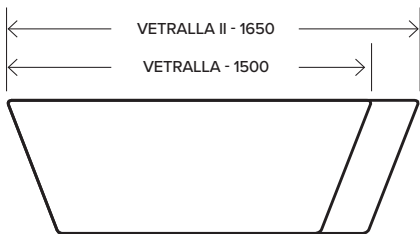




## VETRALLA

A modern bath for a modern bathroom. Vetralla is deep and double-ended with generous volume.

AVAILABLE IN 2 SIZES



### VETRALLA BATH

1500(L) X 731(W) X 548(H)  
GLOSS WHITE QUARRYCAST:  
**52094.10**

### VETRALLA II BATH

1650(L) X 731(W) X 548(H)  
GLOSS WHITE QUARRYCAST:  
**52095.10**  
MATT WHITE QUARRYCAST:  
**52095.MWH**



\*All guarantees are subject to terms and conditions and available at:  
[robertson.co.nz/warranties](http://robertson.co.nz/warranties)



# FREESTANDING QUARRYCAST® BATHS

## BARCELONA

An opulent oval shape and generous dimensions make the Barcelona a freestanding bath that must be experienced.



### BARCELONA 1500

1500(L) X 724(W) X 532(H)  
GLOSS WHITE QUARRYCAST:  
**52089.10**

### BARCELONA 1700

1700(L) X 808(W) X 539(H)  
GLOSS WHITE QUARRYCAST:  
**52086.10**  
MATT WHITE QUARRYCAST:  
**52086.MWH**

### BARCELONA 1800

1800(L) X 866(W) X 559(H)  
GLOSS WHITE QUARRYCAST:  
**52083.10**



> [Barcelona Design Link:](#)  [Basins Page 40](#)

**A DESIGN ICON REIMAGINED**

The Barcelona's new patented intelligently chamfered rim provides improved neck and arm comfort.

The Victoria + Albert design lab has refined the ergonomics and improved aesthetics by developing a varying radius on the rim of the bath to better support the lower back and neck without compromising the organic shape.



“

An intelligently chamfered rim provides improved neck and arm comfort + aesthetics ”

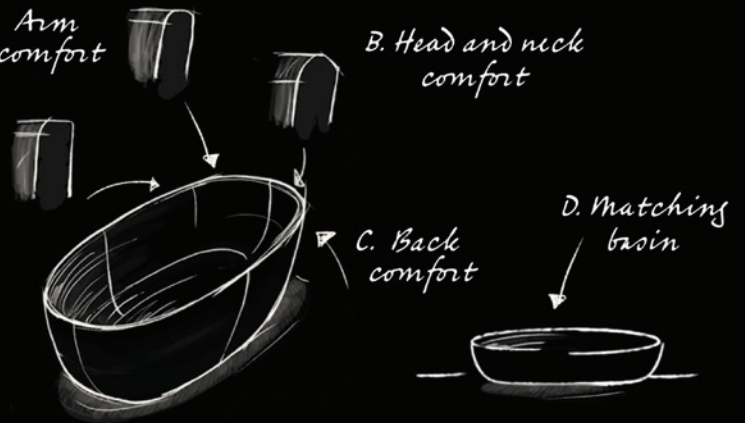


A. Arm comfort

B. Head and neck comfort

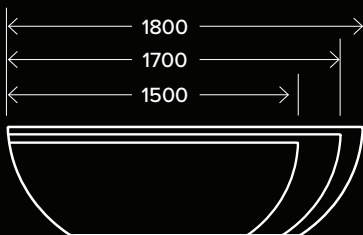
C. Back comfort

D. Matching basin



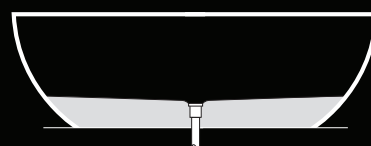
**A SIZE TO SUIT EVERY SPACE**

Available in 3 sizes



**VOID SPACE**

A new feature of the Barcelona is a void space underneath the bath for waste plumbing and P-Trap installation (depending on trap height). A reduced internal depth also allows for easier transfer in and out of the bath, makes bathing children effortless, and requires less water to fill.



Void space for waste plumbing

**SOFT TOUCH**

The Barcelona 1700 bath is available in a Matt White finish. The new sophisticated finish is luxuriously soft to touch, easy to clean and less prone to smudges and marks from fingerprints.



## FREESTANDING QUARRYCAST® BATHS

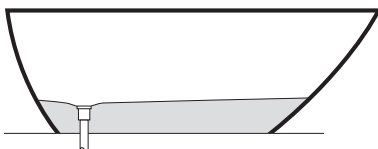
---



### MOZZANO II

A beautifully crafted rimless freestanding bath, designed with confident curves and ergonomic design, Mozzano II delivers a strong architectural presence in compact bathroom spaces.

A new feature of the Mozzano II is a void space underneath the bath for waste plumbing and P-Trap installation (depending on trap height). A reduced internal depth also allows for easier transfer in and out of the bath, makes bathing children effortless, and requires less water to fill.



Void space for  
waste plumbing

### MOZZANO II BATH

1685(L) X 759(W) X 550(H)  
GLOSS WHITE QUARRYCAST:  
**52067.10**



## BACK TO WALL QUARRYCAST® BATHS

### LUSSARI

Designed with the utmost care and precision, the Lussari incorporates a sleek and elongated shape considering clean comfort and refinement for a relaxed bathing experience.

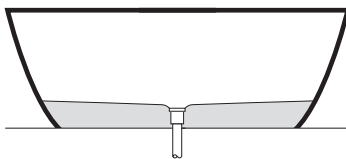

The Lussari 1700 is designed to make the most of larger spaces. It evokes the simplicity of a freestanding bath with the clean lines of back-to-wall, fitting beautifully into a range of interior styles. Installed against the wall for a watertight seal with a spacious deck for mounting tapware and holding bathroom luxuries.

The perfect option for master suites and family bathrooms.

### LUSSARI BACK TO WALL BATH

NEW

1696(L) X 561(W) X 580(H)  
GLOSS WHITE QUARRYCAST:  
**52026.10**  
MATT WHITE QUARRYCAST:  
**52026.MWH**



Void space for  
waste plumbing



\*All guarantees are subject to terms  
and conditions and available at:  
[robertson.co.nz/warranties](https://robertson.co.nz/warranties)



25 Vestey Drive  
Mt Wellington, Auckland 1060

PO Box 14695, Panmure  
Auckland 1741, New Zealand

Ph: +64 9 573 0490  
Fax: +64 9 573 0495  
Email: sales@robertson.co.nz

**ROBERTSON.CO.NZ**



You can view and purchase our products nationwide from our supporting bathroom suppliers. To find your nearest location visit **ROBERTSON.CO.NZ** and click on the 'where to buy' link at the top of the page. Alternatively you can view products at our Robertson Bathware Showrooms at the locations below.

## SHOWROOMS

# A

### AUCKLAND

#### ROBERTSON

25 Vestey Drive, Mt Wellington  
Ph: (09) 573 0490

Open Monday to Friday 8.00am - 4.30pm  
Open Saturday 9.00am - 2.00pm  
Closed Sunday and public holidays

#### KITCHEN THINGS | LUXURY COLLECTION

26 Morrow Street, Newmarket  
Ph: (09) 522 8375

Open 7 days 10am - 6pm

# W

### WELLINGTON

#### ROBERTSON

23 Marion St, Te Aro  
Ph: (04) 595 1165

Open Monday to Friday 8.30am - 5pm  
Closed Saturday and Sunday

# C

### CHRISTCHURCH

#### HOME IDEAS

37 Mandeville Street Riccarton  
Ph: (03) 348 2863

Open Monday to Friday 9am - 4pm  
Saturday 10am - 2pm Sunday 10am - 2pm

robertson  
**design.ideas™**

#### ROBERTSON DESIGN IDEAS

Email: designideas@robertson.co.nz

**ROBERTSONDESIGNIDEAS.CO.NZ**



robertson®  
**trade**

#### ROBERTSON TRADE PARTS & SERVICE CENTRE

42 Vestey Drive  
Mt Wellington, Auckland 1060  
Email: trade@robertson.co.nz

**ROBERTSONTRADE.CO.NZ**



#### ROBERTSON OUTLET STORE

42 Vestey Drive  
Mt Wellington, Auckland 1060  
Email: outlet@robertson.co.nz  
By appointment only

[www.trademe.co.nz/stores/robertson-bathware-outlet-store](http://www.trademe.co.nz/stores/robertson-bathware-outlet-store)